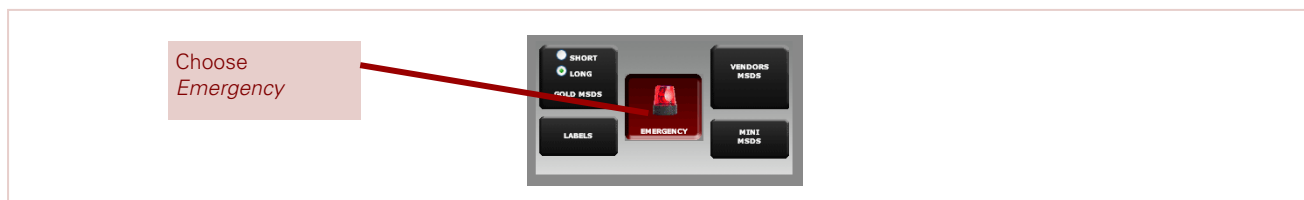


ACCESSING CHEMICAL EMERGENCY RESPONSE INSTRUCTIONS

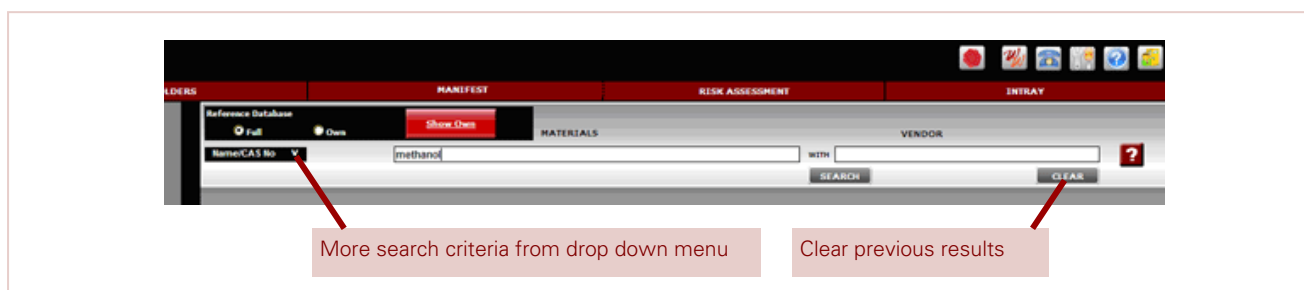
Step 1 Login to ChemFFX

Go to: <http://safety.unimelb.edu.au/unimelb-only/chemffx.html> [University network login required]

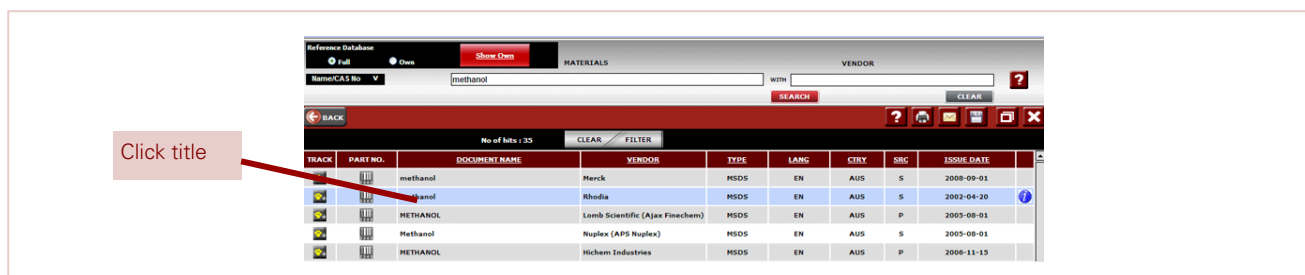
Step 2 Choose *Emergency* from the menu at left



Step 3 Search for the chemical's name by Name/CAS No, then click *Search*




Step 4 Select the desired chemical by clicking its title in the search results



Step 5 Browse emergency response instructions and *Print* if desired



MORE HELP

- Further ChemFFX MSDS Database Quick Help cards: <http://safety.unimelb.edu.au/unimelb-only/chemffx.html> [University network login required]
- a detailed ChemFFX user guide is also available within the system via the help button: 
- Chemical Management webpage: <http://safety.unimelb.edu.au/topics/chemical/>
- or consult your Local EHS Contact – refer <http://safety.unimelb.edu.au/about/contacts/local.html>